



PRODUCT CATALOG

The Right Storage Solution for Every Need



SLOTTED ANGLE SHELVING SYSTEM

www.eaglestorage.in



Time-tested Versatile & Conventional Slotted Angle Shelving Systems from

Eagle Storage Systems.

Slotted angles are manufactured using the state of the art CNC controlled continuous roll forming machines having high quality progressive tooling which ensures high accuracy in punching of the slotted angle.

High strength hot rolled steel is used to make the slotted angles in sizes of 40 mm x 40 mm, 40 mm x 60 mm & 40 mm x 80 mm in different lengths upto 3600 mm in length (lengths up to 6000 mm is also possible on request).

Our slotted angle system is an all purpose framing system having pre punched holes pattern which can be bolted together to make economical shelving, racking, binning, work tables, trolleys, mezzanine floors which can be tailor made as per the customers requirement's.

Designed to be a truly multi-purpose product, Eagle Storage Systems slotted angle's will provide self-assembled, simple and fast solutions to many of the challenges of your warehouse, factory or construction site.

Available in 3 standard sizes, slotted angle sections come powder coated or galvanized as per customer requirements and are easily cut down to size (using the cutting marks on the system) and bolted together to form a range of products.

Each structure can be easily modified or disassembled so that the components can be reused.

The angle and hole spacing allows any sections of slotted angle to be fitted together.


The placing and dimension of the slots provides the maximum possible number of bolt connections.

Steel Corner plates in two sizes are available these provide bracing at angle joints.


Single and double plastic base plates are available and can be used to protect the floor by fitting them to the end of the vertical struts.

Eagle Storage Systems Slotted Angles are use to create bespoke storage solution. Slotted Angles can be used time and time again, wherever and whenever you need it

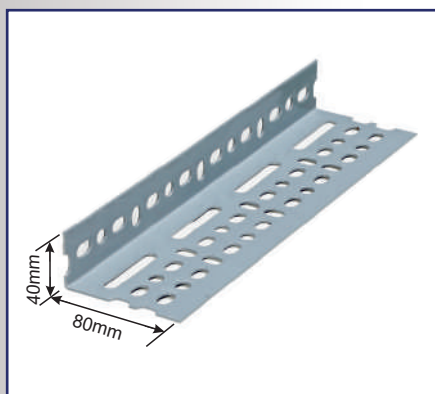
SLOTTED ANGLES



Art No	ESS 40mm x 40mm x Std. Length x Thickness
Finish	Powder Coated in Dark Grey Colour
Dimension	40mm X 40mm X Thickness
Thickness	1.8mm or 2mm
Std. Length	1500mm,1800mm, 2175mm, 2475mm, 3000mm & 3600mm



Art No	ESS 40mm x 60mm x Std. Length x Thickness
Finish	Powder Coated in Dark Grey Colour
Dimension	40mm X 60mm X Thickness
Thickness	1.8mm or 2mm
Std. Length	1500mm,1800mm, 2175mm, 2475mm, 3000mm & 3600mm



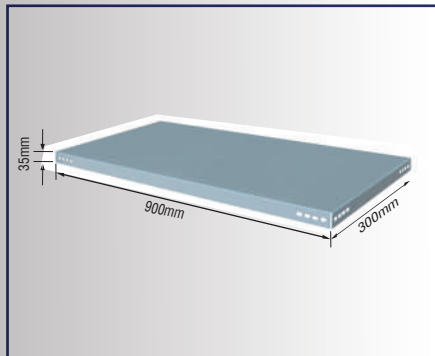
Art No	ESS 40mm x 80mm x Std. Length x Thickness
Finish	Powder Coated in Dark Grey Colour
Dimension	40mm X 80mm X Thickness
Thickness	2.5mm
Std. Length	1500mm,1800mm, 2175mm, 2475mm, 3000mm & 3600mm

Slotted angles of non standard sizes and longer lengths are available in the multiples of 75mm pitch subject to MOQ

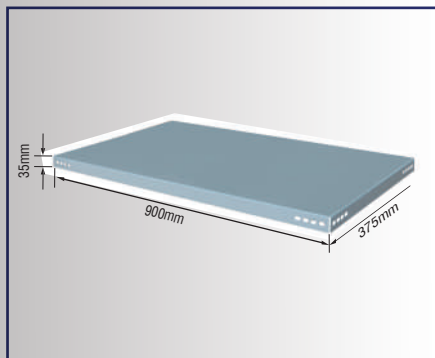
SLOTTED ANGLE SHELVING SYSTEM



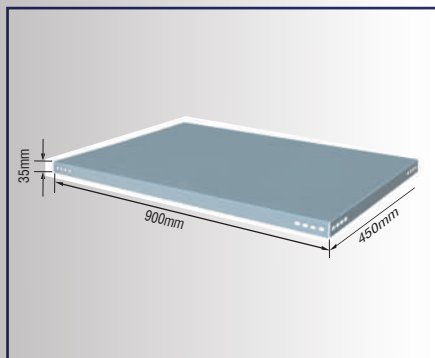
Eagle Storage Systems slotted angle shelves are manufactured using CNC turret Punching and bending machines which ensures the high dimensional accuracy and defect free shelves. Shelves are manufactured using high quality Steel, Shelves are available in standard sizes and in 0.8 mm thickness with or without stiffener's, in Powder coated or Galvanized finish. Bespoke sizes and thicknesses are available on request subject to MOQ.



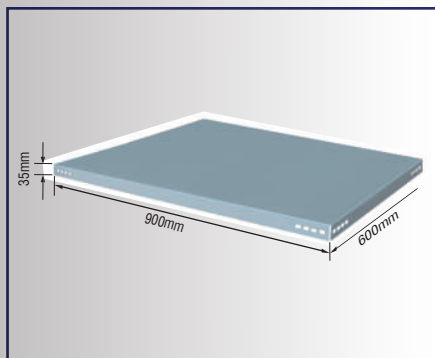
Art No	ESS 300
Finish	Powder Coated in Dark Grey Colour
Dimension Length	900mm (L)
Dimension Width	300mm (W)
Dimension Height	35mm (H)
Thickness	0.8mm



Art No	ESS 375
Finish	Powder Coated in Dark Grey Colour
Dimension Length	900mm (L)
Dimension Width	375mm (W)
Dimension Height	35mm (H)
Thickness	0.8mm



Art No	ESS 450
Finish	Powder Coated in Dark Grey Colour
Dimension Length	900mm (L)
Dimension Width	450mm (W)
Dimension Height	35mm (H)
Thickness	0.8mm



Art No	ESS 600
Finish	Powder Coated in Dark Grey Colour
Dimension Length	900mm (L)
Dimension Width	600mm (W)
Dimension Height	35mm (H)
Thickness	0.8mm

SHELVES OF NON STANDARD COLOURS, SIZES & THICKNESSES WITH OR WITHOUT STIFFENERS ARE AVAILABLE SUBJECT TO MOQ.



ACCESSORIES FOR SLOTTED ANGLE SHELVING SYSTEMS



Eagle Storage
Systems



Shelving rack without cladding.



Shelving rack with side & back cladding.

CLADDING SHEETS

Used for covering sides and back to make enclosed rack.

SIDE CLADDING SHEETS

Art No	ESS 300675
Art No	ESS 300900
Art No	ESS 3001200
Finish	Powder Coated in Dark Grey Colour
Cladding	Side
Dimension Length	300mm (L)
Dimension Height	675mm / 900 / 1200 (H)
Thickness	0.6mm (T)

Art No	ESS 375675
Art No	ESS 375900
Art No	ESS 3751200
Finish	Powder Coated in Dark Grey Colour
Cladding	Side
Dimension Length	375mm (L)
Dimension Height	675mm / 900 / 1200 (H)
Thickness	0.6mm (T)

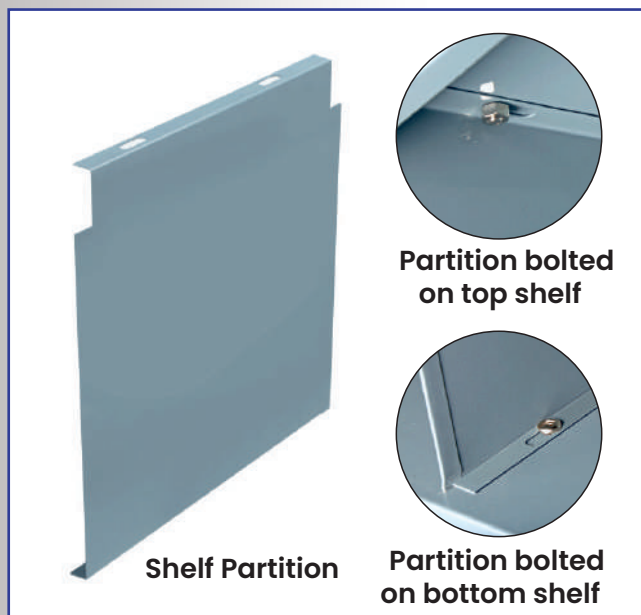
Art No	ESS 450675
Art No	ESS 450900
Art No	ESS 4501200
Finish	Powder Coated in Dark Grey Colour
Cladding	Side
Dimension Length	450mm (L)
Dimension Height	675mm / 900 / 1200 (H)
Thickness	0.6mm (T)

Art No	ESS 600675
Art No	ESS 600900
Art No	ESS 6001200
Finish	Powder Coated in Dark Grey Colour
Cladding	Side
Dimension Length	600mm (L)
Dimension Height	675mm / 900 / 1200 (H)
Thickness	0.6mm (T)

BACK CLADDING SHEETS

Art No	ESS 900675
Art No	ESS 900900
Art No	ESS 9001200
Finish	Powder Coated in Dark Grey Colour
Cladding	Back
Dimension Length	900mm (L)
Dimension Height	675mm / 900 / 1200 (H)
Thickness	0.6mm (T)


ACCESSORIES FOR SLOTTED ANGLE SHELVING SYSTEMS



SHELF PARTITIONS

Used for creating pigeon hole compartments in slotted angle shelving systems.

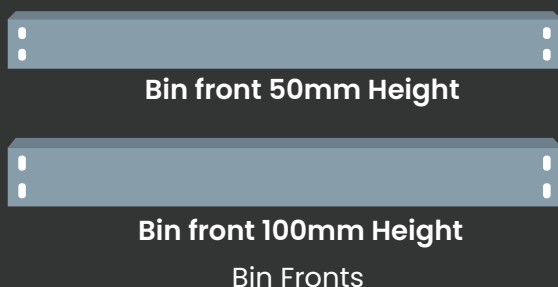
SHELF PARTITIONS	
Art No	ESS 300300
Art No	ESS 300375
Art No	ESS 300450
Art No	ESS 300600
Finish	Powder Coated in Dark Grey Colour
Dimension Length	300mm (L)
Dimension Height	300mm / 375 / 450 / 600 (H)
Thickness	0.8mm (T)



M. S. Corner Plates (Big & small)

Used for straighten the corners of the racks.

M. S. CORNER PLATES	
Art No	ESS -SMALL X 1mm
Art No	ESS -BIG X 1mm
Finish	Powder Coated in Dark Grey Colour
Thickness	1mm (T)
Qty. per box	100 pcs.



BIN FRONTS

Art No	ESS 50mm x 900mm x 0.8mm
Art No	ESS 100mm x 900mm x 0.8mm
Finish	Powder Coated in Dark Grey Colour
Dimension Length	900mm (L)
Dimension Height	50mm / 100mm (H)
Thickness	0.8mm (T)





Zinc Plated Mild Steel Bolts & Nuts

Zinc Plated Mild Steel Bolts & Nuts

BOLT & NUTS

Art No	ESS
Size	M8 x 16mm
Qty. per box	100 Sets





- Slotted Angle Foot Plates are made from polyethylene.
- These sizes suit the standard slotted angles available in the market.
- Standard colour available is BLACK.

Art No	DISCRIPTION	STD. PACK
ESS 4040	'L' Foot Plate for 40 mm x 40 mm Angle	500
ESS 4040	'T' Foot Plate for 40 mm x 40 mm Angle	500
ESS 6040L(left)	'L' Foot Plate for 60 mm x 40 mm Angle	500
ESS 6040R (Right)	'L' Foot Plate for 60 mm x 40 mm Angle	500
ESS 6040	'T' Foot Plate for 60 mm x 40 mm Angle	500
ESS 8040L (left)	'L' Foot Plate for 80 mm x 40 mm Angle	500
ESS 8040R (Right)	'L' Foot Plate for 80 mm x 40 mm Angle	500
ESS 8040	'T' Foot Plate for 80 mm x 40 mm Angle	500







REGISTERED OFFICE

SHOP N.4/A PANCHSHEEL BUILDING, GAFOOR
KHAN ESTATE LBS ROAD OPP KURLA DEPOT, KURLA
WEST MUMBAI 400070



FACTORY ADDRESS

GALA N.224 SHIVAJI KITIR MANDAL, 3rd LANE
LBS ROAD KURLA WEST MUMBAI 400070



CONTACT US

9022980015 | 9833602379



Web

www.eaglestorage.in



MAIL ADDRESS

Office Email Id : sales@eaglestorage.in
Personal Email Id: abdulchoudhary@eaglestorage.in
Email Id : ess.racks@gmail.com



GST

27ARWPC4294M1ZZ